

## UCCS SPRING 2024 CENSUS ENROLLMENT

Total Enrollment: 10,524 (118,799 total Student Credit Hours)  
 Degree-Seeking Students Only Enrollment: 9,839 (116,225 Student Credit Hours)  
 Enrolled Students taking Main Campus Credit Hours: 9,827  
 Reportable Student Credit Hours: 115,509 (includes 500 Faculty/Staff hours)

## College of Education

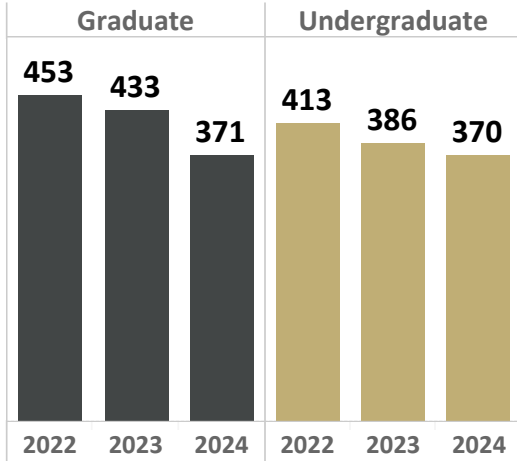
# Students Enrolled (by category)  
 Associated Student Credit Hours

Total Enrollment	Degree-Seeking SCH	Main Campus SCH
741	741	732
7,633	7,633	7,596

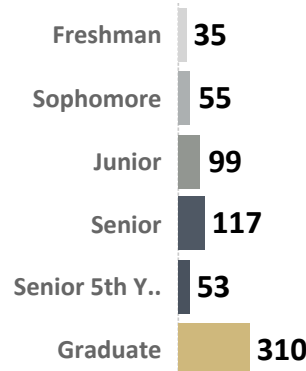
ALL DATA SHOWN BELOW IS FILTERED TO THE COLLEGE LISTED ABOVE.

Data Source: CU's Central Information Warehouse (CIW); Current as of: 2/12/2024

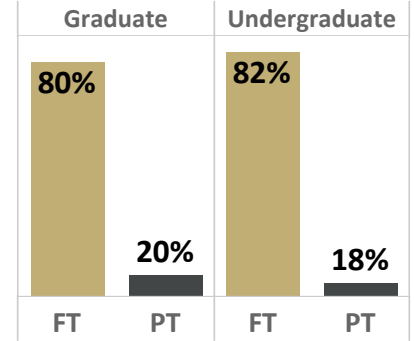
### Degree-Seeking by Career



### Academic Level



### Academic Load

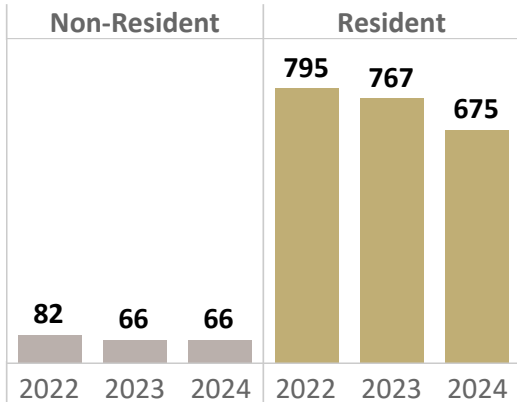


\* FT = Full-time, PT = Part-time

Based on credits at census, may not include thesis-only students

\* Excludes students with certificate and/or licensure primary majors.

### Residency



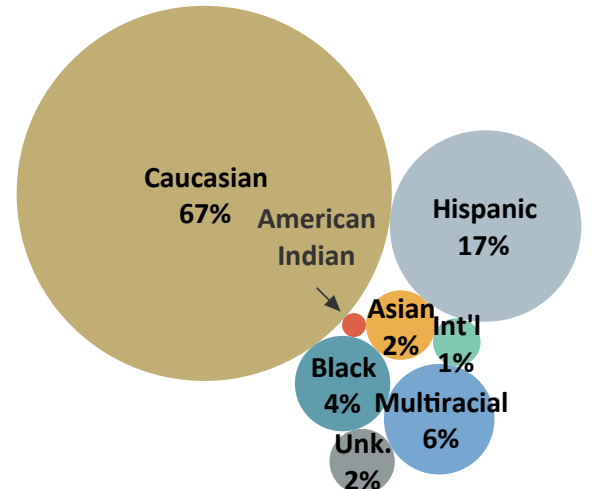
### Gender

Female	78.5%
Male	18.0%
Unknown	3.6%

### Average Age

Graduate	36
Undergraduate	26

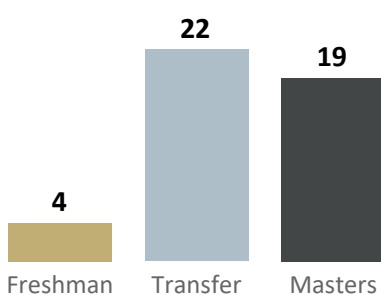
### Race/Ethnicity



30.2% of Students in this college identify as Students of Color.

\*Year over Year data is comparing current snapshot with same snapshot periods each year (Spring to Spring or Fall to Fall)

### New Admits



### Top 5 Graduate Majors

Couns. & Human Sv..	121
Educ Ldrship, Rsrch ..	51
Leadership	47
Curr. & Inst.	45
Special Education	36

### Top 5 Undergrad Majors

Inc. Elem Ed	173
Human Services	93
Inc. Early Child Educ	87
Inc. Early Child Lead..	4
Inc. Early Child Edu..	2

Based on primary major - note that some programs may use multiple plan codes that are not necessarily aggregated in these charts.