

Human Services Minor



Department of Counseling & Human Services

UNIVERSITY OF COLORADO COLORADO SPRINGS

Fall 2015 Satisfaction and Interest Survey

HS = Human Services
Sample size = 58

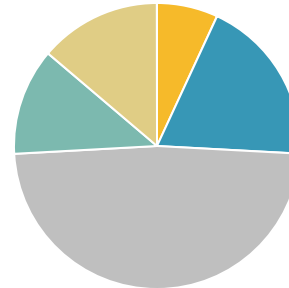
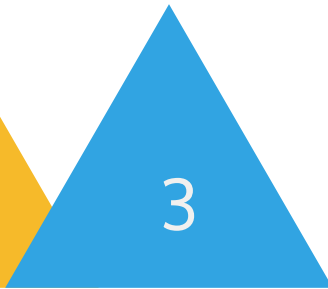
Average Age of Students



Average Years as HS Minor



Average Years as Undergraduate

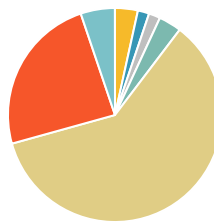


- Freshman
- Sophomore
- Junior
- Senior
- Other

HS Minor Students come from the following Majors:

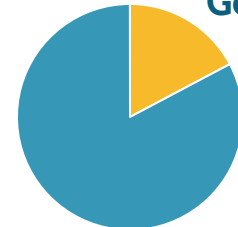


Ethnicity:



- African American/Black
- American Indian/Alaskan American
- Asian/Pacific Islander
- Bi-Racial
- Caucasion/White
- Hispanic
- Multiracial

Gender:



- Male
- Female

88%

Agree that faculty members are available when needed

97%

Agree that faculty are knowledgeable in their field of instruction

74%

Feel valued as a member of the program

93% agree that the quality of instruction contributed to their overall development as a HS minor

93% Agree

The coursework I have completed have provided skills and tools I can use in my degree field

93% of students say it is enjoyable being a part of the HS Minor program

Human Services Minor



Department of Counseling & Human Services

UNIVERSITY OF COLORADO COLORADO SPRINGS

Fall 2015 Satisfaction and Interest Survey

HS = Human Services
Sample size = 58

Respondents indicated that they would be interested in...

an Addiction Certification Program within the Human Services Minor

71% Agree

a Career Counseling Certificate within the Human Services Minor

78% Agree

a Human Services Board Certified credential.

86% Agree

a Bachelor of Arts in Human Services.

78% Agree

84 % of respondents indicated that they would consider applying for a *Masters in Counseling* within the department.

93%
Agree

So far, the program experience has met my overall expectations.